

Roma HB 24/7



DESCRIPTION

Introducing the Roma High Back 24/7 chair.

Supported by the following internationally recognised standards:

- AFRDI 142 Certification
- GreenGuard Certification

SPECIFICATIONS (MM)

Overall size: 630w / 600d / 1180h

Back size: 450w / 535h

Seat size: 520w / 490d

Seat height: 465-595h

Seat depth³: 440-490

FEATURES

- Large Aluminium base (PC061)
- Height & width adjustable arms (180-5)
- Seat slide adjustment
- 130 x 48mm gas lift
- Ratchet height adjustable back/lumbar
- Independently adjustable seat angle – free floating or lockable
- Independently adjustable back rest angle – free floating or lockable
- Polyurethane moulded foam
- 60mm twin wheel castors

OPTIONS

- Soft PU castors (CE1121P)⁴
- Customer specified fabric
- Leather seated upholstery (indent only)⁴
- Soft PU castors (PC016)


BURO QUALITY ASSURANCE



¹Buro indicative daily sitting hours: 16+ with 2 yr guarantee. ²Buro indicative daily sitting hours: 8+ with 10 yr guarantee. ³Measured from the back lumbar to the seat front edge. ⁴Indent Only extended lead times apply (some components not necessarily AFRDI 142 certified). ⁵Same day dispatch Jett Fabric T&C refer to our website.

*Guarantee conditions apply, please see buroseating.com. For Indent purchases (non stock orders) conditions may apply, please see buroseating.com for definitions & conditions. In the interests of product development, Buro reserves the right to alter product specifications & features without notice.

JETT - 2 yr guarantee on fabric^a



FY61 Dark Blue
FY62 Charcoal
FY63 Black⁵
FY64 Green
FY66 Red

LEATHER SEATED



Black (indent)⁴



buroseating.com

Static Load Testing: Furntech - AFRDI approved for users up to & including 160kg. *Static Load tested to 600kg
*Any Static Load test is a strength test which simulates higher than normal dynamic loads that may occasionally be applied to a chair by the user.

AFRDI Standard: AFRDI 142 - rated loads for office swivel chairs at 160kg - Multiple Shift operations & AS/NZS 4438:1997 - Height Adjustable Swivel Chairs at Level 6 - Severe Commercial.



Material Analysis

Buro Seating acknowledges its responsibility to develop environmentally sustainable products and business practices and consequently is committed to growing our range of chairs which are manufactured from recycled and/or recyclable materials. Buro's environmental management system (EMS) provides the framework for managing our environmental strategy;

MAIN PRINCIPLES

- To design products and processes that utilize minimal raw materials.
- To design products with a minimum end of life recyclability of 80% in NZ and Australia.
- To reduce, reuse and recycle waste.
- To develop an understanding of legislation relating to the environment and affecting the activities of our company.

Buro is committed to developing a "cradle to grave" process for all seating products wholesaled in NZ and Australia.

MATERIAL TYPE	CHAIR COMPONENT	% MADE FROM RECYCLED CONTENT	% RECYCLABLE AFTER USE
Plastic (17.8%)	• Castors (0.6kg)	90%	 <p>96.4% Recyclable</p>
	• Bellows (0.1kg)	50%	
• Back Pan and Inner Ratchet (0.8kg)	50%		
• Paddles (0.3kg)	50%		
• Arm Rest (2kg)	50%		
Steel (47.0%)	• Arm Upright (1kg)	0%	
	• Gas Lift (1kg)		
	• Screws & Bolts (0.3kg)		
	• Seat Mechanism (6.45kg)		
	• Back Bracket (1.6kg)		
Aluminium (9%)	• 5 Star Base (2kg)	0%	
Plywood (13.6%)	• Seat Plywood (1.7kg)	0%	
	• Back Plywood (1.3kg)		
Foam (9%)	• Seat Foam (1.2kg)	0%	
	• Back Foam (0.8kg)		
Upholstery (3.6%)	• Fabric Upholstery (0.8kg)	0%	3.6% Non-Recyclable
Packaging (100%)	• Cardboard Carton & Internal Packaging (1.0kg)	88%	 <p>100% Recyclable</p>
	• Plastic Bag (0.1kg)	0%	
	• Recycled Paper (0.1kg)	90%	
	• Strapping & Tape (0.05kg)	0%	
		0%	