



SPOTLIGHT™ PLUS


Presentation Remote

PRESENT LIKE NEVER BEFORE

Spotlight Plus allows you to simply navigate slides and interact with on-screen content from up to 30 meters/100 feet away. The customisable timer sends vibration alerts directly to hand – and the advanced pointer system allows you to highlight and magnify areas of focus in pixel-perfect detail. Add to that gesture-commanded scrolling, panning, and volume control and you can be sure to crush every presentation.



INCLUDES

- ✓ An additional 1 year warranty
- ✓ 6 months FOC Prezi for Business 



HIGHLIGHT AND MAGNIFY ON SCREEN

Enlarge areas of focus without loss of image quality. Go beyond traditional laser pointing. Visible to audience in-person and via video conference. Draw attention to certain elements of your presentation in a compelling way.



Magnify



Highlight



SMART TIME MANAGEMENT

Spotlight Plus reminds you when it's time to wrap up. The presentation remote vibrates five minutes before the end of your presentation and again when your time is fully up. Track presenting time and customise vibration alerts in the Logitech Presentation App.



MOUSE-LIKE CURSOR CONTROL

Use the on-screen cursor to play videos, open links, and enjoy a range of rich content interaction. Interact with your presentation content without using a mouse or trackpad.



30-METER RANGE

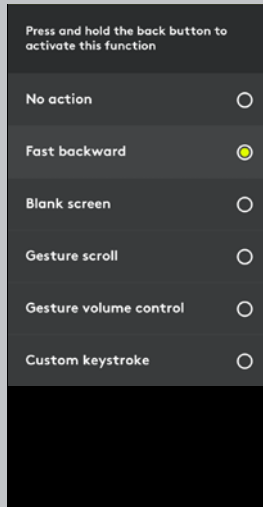
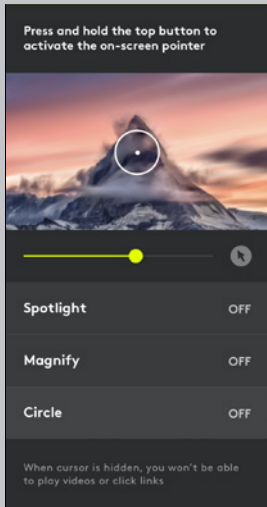
Move and present freely from up to 30 meters (100 ft).



QUICK RECHARGING

Quick charge in one minute for three hours of use. Stay charged for the length of your presentation, and operate with confidence in even the largest rooms.

logitech®



ADVANCED POINTER SYSTEM

Set your preferred pointer mode within the Logitech Presentation app. Use magnify to visually zoom on areas of focus. Use highlight to activate a circular vignette that leaves the surrounding area in shade.

CUSTOM CONTROLS

Choose from a range of custom controls to suit each presentation. Use the app to configure Spotlight Plus next and back buttons for blanking the screen, gesture-controlled scrolling, volume adjustment, and more.

SOFTWARE

Logitech Presentation app is radically simple and advanced when needed. It enables you to set the timer and customise the actions on the top, next and back button.

HOW TO GET STARTED WITH SPOTLIGHT PLUS

Plug in the charging cable and charge the product before the first use. Make sure you have admin rights on your computer to install the Software.

1. Download the Software at logitech.com/Spotlight
2. Install Software
3. Follow the Onboarding
4. Customise your Spotlight Plus in the app

PRODUCT	 Targus AMP13US	 Samsung Magic Presenter	 R400	 R700	 Spotlight Plus
Slide navigation	Yes	Yes	Yes	Yes	Yes, improved & unmistakable
Highlighting	Laser not compatible with LCD & remote presenting	Virtual	Laser, not compatible with LCD & remote presenting	Laser, not compatible with LCD & remote presenting	Virtual (highlighting on any screen & remote presenting)
Time management	No	No	No	Manual, difficult setup on Hardware device	Automatic easy setup via Software
Interactive content	No, not possible to play video or open link	No, not possible to play video or open link	No, not possible to play video or open link	No, not possible to play video or open link	Cursor control to play videos or open links
Compatibility	Limited (not compatible with Tablet)	Limited (not compatible with Mac, Tablet & Google Slides)	Limited (not compatible with Mac, Tablet & Google Slides)	Limited (not compatible with Mac, Tablet & Google Slides)	Universal (Mac, Windows, Tablets & any presentation Software)
Customisable	No	Yes (cursor size and shape)	No	No	Yes (volume control, scroll, pan or any keystroke)
Do not sleep	No	No	No	No	Yes (do not sleep & no notifications)
Rechargeable	No (2 AAA)	No (2 AAA)	No (2 AAA)	No (2 AAA)	Yes, with fast charging + smart on/off
Range	15 meters/50 feet	10 meters/30 feet	10 meters/30 feet	30 meters/100 feet	30 meters/100 feet